















TUGBOATS Name	IMO Number	Navigation Area	Dimensions (M)	B.H.P.	Bollard Pull	G.T.	Call Sign	Fuel M ³	Water M ³	Fi-Fi M3/H	Year	Classe Soc.
 MONTEMURO	9438937	Coastal (A1 # E - TOWING VESSEL # AMS)	28,0x9,8x4,9x4,0	2 x 1.800 Tt = 3.600 ASD	45 T	318	CSYU4	180	33	1500 M3/H	2007	B.V.
 MONTEVIL	7902348	Coastal (100A1 # MACHINERY TOWING VESSEL, LMC)	38,8x9,4x4,0x3,1	2x1.302 Tt = 2.604 Voith Schneider	30 T	384	CSYV84	82	16	1000 M3/H	1981	L.R.
 SIRIUS	7700180	Coastal (A1 # HULL # TOWING VESSEL, AMS)	26,0x8,8x3,6x4,7	2 x 1.415 Tt = 2.830 Azimutal Tractor	40 T	189	to be defined	87,3	13,5	N/A	1977 rebuild in 2015	G.L.
 SAFADO	7004732	Local	26,3x7,5x2,3	1 300 Voith Schneider	15 T	123	CUJV	36	15	S/INFO	1969	N/A
 ALERTA	N/A	Local	17,8x4,3x1,9	365 Conventional	4,5	33	CSZB	6	N/A	N/A	1978	N/A
 ZEZITO	N/A	Local	11,2x3,3x1,4	295 Conventional	N/A	16	CSXK	1,5	N/A	N/A	1948-90	N/A

MOORING BOATS Name	IMO Number	Navigation Area	Dimensions (M)	B.H.P.	Bollard Pull	G.T.	Call Sign	Fuel M ³	Water M ³	Fi-Fi M3/H	Year	Classe Soc.
 ESGUELHA	N/A	Local	12,7x3,5x1,7	190 Conventional	N/A	21	CSNM	0,9	N/A	N/A	1970	N/A

CONTACTS  + 351 932 723 950 / + 351 939 911 700  + 351 265 719 290 www.towagelisbon.pt  OPERATIONS.PTL@towagelisbon.pt	MAIN OFFICE  + 351 265 530 040  + 351 265 530 051  TUGS.PTL@towagelisbon.pt	 MARITIME ASSISTANCE (24/7) T.: +351 932 723 950 T: + 351 939 991 700
--	--	---